

Monitoring of Scholarship Program-PEEF

1. Overview:

Education matters in social and economic development of the society. With this conviction PEEF heads toward its vision of creating pool of talented youth among less privileged segment of the society. In less than six years of period, PEEF reached to 97,467 students, assisting them in fulfilling their aspirations of quality education.

M&E measures trends, patterns and impact of scholarship program by collecting and analyzing data through systematic approach. In order to ensure that scholarship policies are followed in selection of scholars and disbursement of stipend to the beneficiaries M&E Section performed its functions at pre, during and post scholarship award stages.

In year 2014-15, M&E conducted field visits to 120 random selected educational institutions from 20 Districts of all 9 Divisions of Punjab. During these visits more than 2800 Scholars of all levels and categories were interviewed on pre-set monitoring tools.

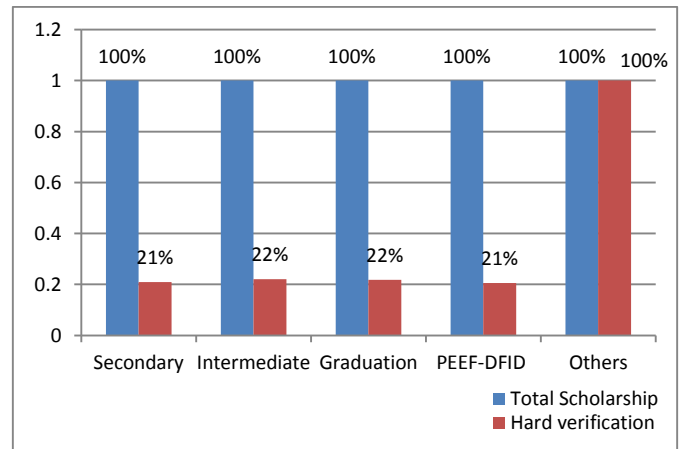
An impact study of PEEF Scholarship program was conducted through the external agency and report of the study has shown results that procedures and policies adopted by PEEF are heading towards its goals. Furthermore, program has significant impact on economic and social life of the beneficiaries.

2. Monitoring Functions:

2.1. Pre-Award Monitoring:

At pre award stage, M&E section has been accomplished desk verification of all scholarships levels and categories by following a systematic and sample based approach. Summary of the verified scholars' numbers is as under:

Level/ Category	Total Scholarship	Sample verification
Secondary	1883	394
Intermediate	2674	591
Graduation	2607	570
DFID	8386	1725
Others	3374	3374
Total	18924	6654



*Others: Master, COE's PEEF & DFID, Danish School, PBTE And Other Provinces

2.2. Field Monitoring:

Aim of the Field Monitoring was “to oversee the programme implementation/processes and progress towards its objectives and seek feedback of beneficiaries and stakeholders for refinements in the processes”. For this purpose monitoring team interviewed 2792 scholars and 135 other stakeholders including EDO-Educ., Deputy Director Colleges and Heads of educational institutions.

A stratified sample was drawn from each level and category of scholarship to find more multidimensional results. Scholars receiving PEEF and PEEF-DFID scholarship have been visited and reports generated for information and future improvements in the programme strategies.

2.2.1. Summary of the field monitoring is as under:

❖ PEEF Scholars – Metric to Masters:

Sr.	Category	Districts	No. of HOI's	No. of Institutions	No. of Scholars
1	Matric - Graduation	17	68	68	351
2	Masters	-	3	3	95

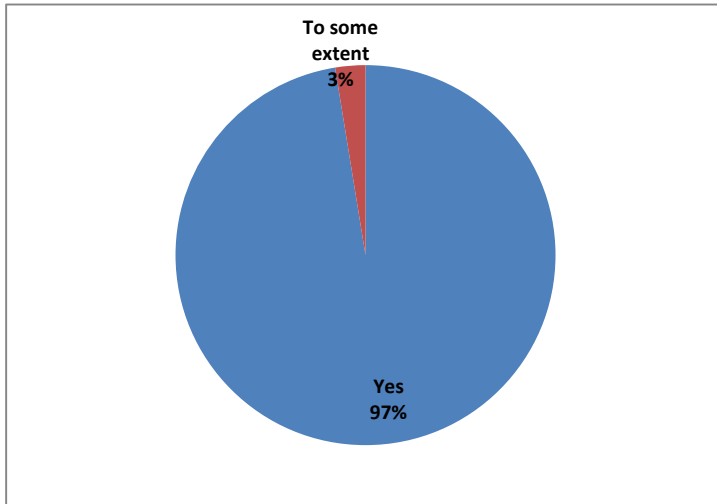
❖ PEEF- DFID:

Sr.	Category	Districts	No. of HOI's	No. of Institutions	No. of Scholars
1	Intermediate	11	37	37	2206
2	COE's	-	7	7	136

2.2.2. Beneficiaries' Feedback:

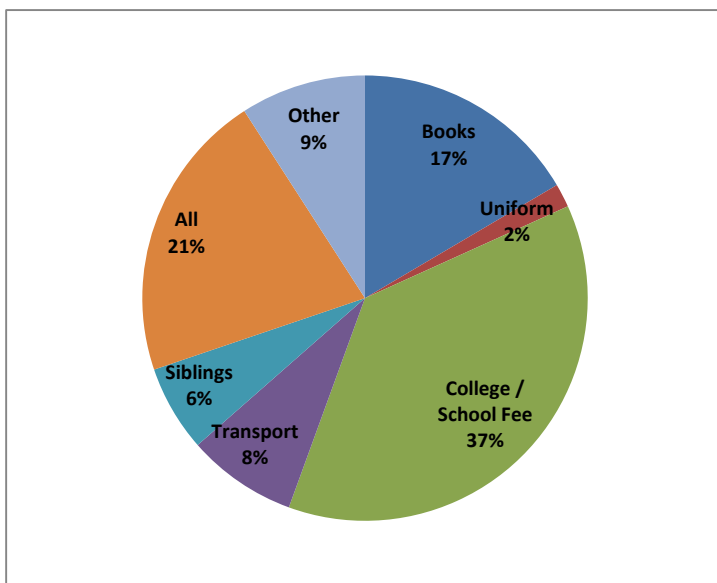
During Field visits beneficiaries were interviewed on certain indicators to assess efficiency of the service delivery and effectiveness of the scholarship program. The feedback of the scholars is presented in charts given below.

Satisfaction level of Scholars:



Feedback from beneficiaries shows that almost 100% were satisfied with the scholarship disbursement processes. Since PEEF has introduced payment of stipend through E-Card and no hard cash is involved in this regard. This is another step of PEEF towards empowering youth in basic social skills.

Utilization of Scholarship Amount by Scholars:



This shows that PEEF scholars are utilizing scholarship amount in fulfilling their educational expenditures. 100% scholars were utilizing scholarship stipend on their educational affairs including books, institutional Fee, uniform, transportation and supporting their sibling's education.